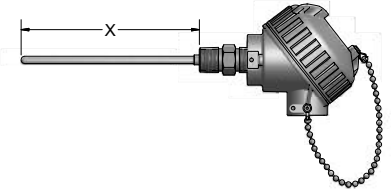
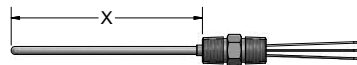
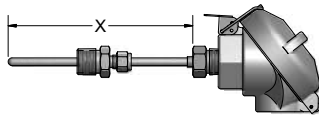


# SENSORS WITH CONNECTION HEADS

## Configuration Code GP01 Fixed-Sheath RTD Assemblies with General-Purpose Connection Heads

Fixed-Sheath RTD Assemblies with General-Purpose Connection Heads are provided with head mounting fittings that are welded or brazed to the sheath for direct immersion into a process. To order an assembly with an optional 4 to 20 mA transmitter, select the assembly below and the transmitter from the back of this section. The RTD assemblies are supplied with a 316 stainless steel sheath in several diameters. They are available in various tolerances and temperature ranges as noted below.



### ORDER CODES

**Example Order Number:** **RBF185L** **48** **3** - **006(1/2)** - **00** - **8HN** **31**, **SB**, **T** Select Type and Range from back of section

#### 1-0 100 Ω Platinum RTD Elements α = 0.003 85 °C<sup>-1</sup>

CODE		TOLERANCE <sup>(1)</sup>	TEMP. RANGE
SINGLE	DUPLEX		
R1T185L	R1T285L	Grade B	(-200 to 200) °C
R5T185L	R5T285L	(1/5) Class B	(-30 to 150) °C
RBF185L	RBF285L	Class B	(-50 to 200) °C
RAF185L	RAF285L	Class A	(-30 to 200) °C
R1T185H	R1T285H	Grade B	(-200 to 600) °C
RAT185H	RAT285H	Class A	(-100 to 450) °C

[1] Refer to RTD tolerance information in the General Information section for calculations to determine specific tolerance at temperature.

#### 1-1 Sheath Diameters

CODE	DIAMETERS (inches) 316 SS
28 <sup>(1)</sup>	1/8
38	3/16
48	1/4
68	3/8

[1] Not available in duplex

#### 1-2 Element Connection

CODE	DESCRIPTION
2	2-wire element
3	3-wire element
4	4-wire element

#### 2-0 "X" Dimensions

Insert three digit "X" length in inches.

Sheath lengths over 72" will be shipped in a coiled configuration unless otherwise specified.

#### 3-0 No Fitting

CODE 00

#### 3-1 One-Time Adjustable Fittings

CODE	TYPE	NPT SIZE (inches)	AVAILABLE SHEATH DIAMETERS (inches)
05A	316 SS	1/8	1/8, 3/16, 1/4
05B	316 SS	1/4	1/8, 3/16, 1/4, 3/8
05C	316 SS	1/2	1/8, 3/16, 1/4, 3/8
15A	Brass	1/8	1/8, 3/16, 1/4
15B	Brass	1/4	3/16, 1/4, 3/8
15C	Brass	1/2	1/4, 3/8
14	Brass/Steel	Flange	1/8, 3/16, 1/4, 3/8

#### 3-2 Re-Adjustable Compression Fittings

CODE	TYPE	NPT SIZE (inches)	AVAILABLE SHEATH DIAMETERS (inches)
12A	316 SS	1/8	1/8, 3/16, 1/4
12B	316 SS	1/4	1/8, 3/16, 1/4, 3/8
12C	316 SS	1/2	1/8, 3/16, 1/4, 3/8
11A	Brass	1/8	1/8, 3/16, 1/4
11B	Brass	1/4	1/8, 3/16, 1/4, 3/8
11C	Brass	1/2	1/4, 3/8
19C	Spring-loaded SS well fitting	1/2	3/16, 1/4

FEP gland standard 204 °C [400 °F] max.

#### 3-3 Fixed Bushings<sup>(1)</sup>

CODE	MOUNTING THREAD NPT (inches)	AVAILABLE SHEATH DIAMETERS (inches)
316 SS		
8A _ _ <sup>(2)</sup>	1/8	1/8, 3/16, 1/4
8B _ _ <sup>(2)</sup>	1/4	1/8, 3/16, 1/4, 3/8
8C _ _ <sup>(2)</sup>	1/2	1/8, 3/16, 1/4, 3/8
8D _ _ <sup>(2)</sup>	3/4	1/8, 3/16, 1/4, 3/8

[1] Requires Table 4, Option 9HP Selection

[2] When ordering fixed bushings, specify order code above plus insert length "U", as measured from hot tip to bottom of threaded bushing.

EXAMPLE: order code 8A06 is 1/8" NPT, 316 SS bushing located 6" from hot tip.

#### 4-0 Head Mounting Fittings

CODE	DESCRIPTION
6HN	1/2" x 1/2" NPT steel hex nipple 1" "E" length
8HN	1/2" x 1/2" NPT stainless steel hex nipple 1" "E" length
9HP	1/2" NPT stainless steel bushing (no process threads)
8RNDC	3/4" x 1/2" NPT stainless steel hex nipple

#### 4-1 Head and Sheath Terminations

CODE	DESCRIPTION
22	3" Individual fluoropolymer leads with terminal pins
31	Aluminum screw-cover head
34	Cast iron screw-cover head
35T142A	(4 to 20) mA HART® Field Transmitter with aluminum general-purpose housing
36T71-D10	(4 to 20) mA isolated programmable transmitter with digital display and general purpose aluminum housing with glass lid
36T72-D10	(4 to 20) mA isolated programmable HART® transmitter with digital display and general purpose aluminum housing with glass lid
36T82-D10	(4 to 20) mA dual input HART® transmitter with digital display and general-purpose aluminum housing with glass lid
49	Flip-top aluminum head
63	White polypropylene screw-cover head
91	316 L stainless steel screw-cover head

#### 4-2 Options

W <sup>(1)</sup>	Epoxy Coating
GS	Ground screw
I	Stainless tag
NB	1/2" NPT nylon conduit reducer bushing
SB	1/2" NPT conduit reducer bushing
T31	(4 to 20) mA head-mounted RTD transmitter
T71-00	(4 to 20) mA isolated programmable transmitter
T72-00	(4 to 20) mA isolated programmable HART® transmitter
T82-00	(4 to 20) mA dual input HART® head-mounted transmitter

See transmitter ordering information in back of section.

[1] Available with option 31 only.

HART® is a registered trademark of HART Communication Foundation.

