

# Additel 161, 161Ex

## Intelligent Digital Pressure Modules



- Pressure ranges to 60,000 psi (4,200 bar)
- Precision accuracy to 0.01% RD
- Intrinsically Safe (Ex) models available
- Fully temperature compensated accuracy



Gauge pressure    Differential pressure

### OVERVIEW

With advanced microprocessor technology and state-of-the-art silicon pressure sensors, Additel's 161 and 161Ex series Digital Pressure Modules provide an accurate, reliable, and economic solution for wide range of pressure applications. Our intrinsically safe (Ex) models are up to the task of providing the best possible results, even in hazardous environments. In order to reach the best performance, every silicon pressure sensor in the module has been specially aged, tested and screened before assembly. Designed as external pressure modules for Additel's 760 automatic handheld pressure calibrator, the ADT761 automated pressure calibrator, ADT226/227 series handheld process calibrator and Additel's flagship 780 pressure controller, the Additel 161 is unmatched in performance and reliability. If intrinsic safety is a critical requirement for your workload, we have you covered when you combine our model ADT226Ex/227Ex process calibrator with any of our ADT161Ex pressure modules.

### FEATURES

- Precision sensor measurement accuracy to 0.01% RD
- Gauge pressure measurement accuracy of 0.02% FS
- Pressure ranges to 60,000 psi (4,200 bar)
- Intrinsically Safe (Ex) models available
- Advanced temperature compensation
- ISO 17025 accredited calibration and data included

### PRESSURE RANGE

Differential Pressure						
P/N	Pressure Range <sup>[1]</sup>		Media	Accuracy (%FS)	Burst Pressure	Static Pressure Range
	(inH <sub>2</sub> O)	(mbar)				
DP1	±1	±2.5	G	0.05 <sup>[2]</sup>	100x	±10 psi
DP2	±2	±5.0	G	0.05 <sup>[2]</sup>	100x	±10 psi
DP5	±5	±10	G	0.05 <sup>[2]</sup>	50x	±10 psi
DP10	±10	±25	G	0.05 <sup>[2]</sup>	20x	±10 psi
DP20	±20	±50	G	0.05	20x	±10 psi
DP30	±30	±75	G	0.05	20x	±10 psi
DP50	±50	±160	G	0.05	3x	±10 psi
DP100	±100	±250	G	0.02	3x	±15 psi
DP150	±150	±350	G	0.02	3x	50 psi
DP300	±300	±700	G	0.02	3x	50 psi

[1] FS specification applies to the span of the range. Accuracy includes 1 year stability.

[2] 0.05%FS accuracy (incl 6 months stability). One year accuracy is 0.05%FS calibration accuracy combined with 0.05%FS one year stability.

Gauge Pressure <sup>[1]</sup>					
P/N	Pressure Range		Media <sup>[2]</sup>	Accuracy(%FS)	Burst Pressure
	(psi)	(bar)			
V15	-15	-1.0	G	0.02	3x
GP2	2	0.16	G	0.05	3x
GP5	5	0.35	G	0.05	3x
GP10	10	0.7	G	0.02	3x
GP15	15	1.0	G , L	0.02	3x
GP30	30	2.0	G , L	0.01 (0.02)	3x <sup>[3]</sup>
GP50	50	3.5	G , L	0.01 (0.02)	3x <sup>[3]</sup>
GP100	100	7.0	G , L	0.01 (0.02)	3x <sup>[3]</sup>
GP150	150	10	G , L	0.01 (0.02)	3x <sup>[3]</sup>
GP300	300	20	G , L	0.01 (0.02)	3x <sup>[3]</sup>
GP500	500	35	G , L	0.01 (0.02)	3x <sup>[3]</sup>
GP600	600	40	G , L	0.01 (0.02)	3x <sup>[3]</sup>
GP1K	1,000	70	G , L	0.01 (0.02)	3x <sup>[3]</sup>
GP1.5K	1,500	100	G , L	0.01 (0.02)	3x <sup>[3]</sup>
GP2K	2,000	140	G , L	0.01 (0.02)	3x <sup>[3]</sup>
GP3K	3,000	200	G , L	0.01 (0.02)	3x <sup>[3]</sup>
GP5K	5,000	350	G , L	0.01 (0.02)	3x <sup>[3]</sup>
GP10K	10,000	700	G , L	0.01 (0.02)	2x <sup>[4]</sup>
GP15K	15,000	1,000	G , L	0.05	2x
GP20K	20,000	1,400	G , L	0.05	1.5x
GP25K	25,000	1,600	G , L	0.05	1.5x
GP30K	30,000	2,000	G , L	0.05	1.5x
GP36K	36,000	2,500	G , L	0.05	1.5x
GP40K	40,000	2,800	G , L	0.05	1.35x
GP50K	50,000	3,500	G , L	0.1	1.2x
GP60K	60,000	4,200	G , L	0.1	1.1x

[1] Sealed gauge pressure for above 1000 psi

[2] G=Gas, L=Liquid

[3] 2x for 0.01% FS

[4] 1.2x for 0.01% FS



**Note:** 0.01%FS accuracy sensors cannot be configured as Ex models and cannot be read by Ex devices.

## SPECIFICATIONS

Compound Pressure						
P/N	Pressure Range		Media	Accuracy(%FS)	Pressure Rating	
	psig	bar.g			Burst	Over Pressure
CP2	±2	±0.16	G	0.05% FS	3x	1.2x
CP10	±10	±0.7	G	0.02% FS	3x	1.2x
CP15	±15	±1.0	G	0.02% FS	3x	1.2x
CP30	-15 to 30	-1 to 2.0	G	0.01 (0.02)	3x	1.2x
CP100	-15 to 100	-1 to 7.0	G,L	0.01 (0.02)	3x	1.2x
CP150	-15 to 150	-1 to 10	G,L	0.01 (0.02)	3x	1.2x
CP300	-15 to 300	-1 to 20	G,L	0.01 (0.02)	3x	1.2x
CP500	-15 to 500	-1 to 35	G,L	0.01 (0.02)	3x	1.2x
CP600	-15 to 600	-1 to 40	G,L	0.01 (0.02)	3x	1.2x
CP1K	-15 to 1,000	-1 to 70	G,L	0.01 (0.02)	3x	1.2x
CP2K	-15 to 2,000	-1 to 140	G,L	0.01 (0.02)	3x	1.2x
CP3K	-15 to 3,000	-1 to 200	G,L	0.01 (0.02)	3x	1.2x
CP5K	-15 to 5,000	-1 to 350	G,L	0.01 (0.02)	3x	1.2x
CP10K	-15 to 10,000	-1 to 700	G,L	0.01 (0.02)	2x	1.2x

Note: 0.01%FS accuracy sensors cannot be configured as Ex models and cannot be read by Ex devices.

Precision Sensors <sup>[1]</sup>						
P/N	Pressure Range		Media	Accuracy <sup>[2]</sup>	Pressure Rating	
	psi	bar			Burst	Over Pressure
AP15R	0 to 15	0 to 1	G	0.01% FS	2x	1.2x
CP30M	-15 to 30	-1 to 2.0	G, L	0.005% rdg + 0.005% FS	2x	1.2x
CP50M	-15 to 50	-1 to 3.5	G, L	0.005% rdg + 0.005% FS	2x	1.2x
CP100M	-15 to 100	-1 to 7.0	G, L	0.005% rdg + 0.005% FS	2x	1.2x
CP300M	-15 to 300	-1 to 20	G, L	0.005% rdg + 0.005% FS	2x	1.2x
CP500M	-15 to 500	-1 to 35	G, L	0.005% rdg + 0.005% FS	2x	1.2x
CP1KM	-15 to 1,000	-1 to 70	G, L	0.01% rdg or 0.003% FS whichever is greater	2x	1.2x
CP2KM	-15 to 2,000	-1 to 140	G, L	0.01% rdg or 0.003% FS whichever is greater	2x	1.1x
CP3KM	-15 to 3,000	-1 to 200	G, L	0.01% rdg or 0.003% FS whichever is greater	2x	1.1x
CP5KM	-15 to 5,000	-1 to 350	G, L	0.01% rdg or 0.003% FS whichever is greater	2x	1.1x
CP10KM	-15 to 10,000	-1 to 700	G, L	0.01% rdg or 0.003% FS whichever is greater	1.2x	1.1x

[1] Contact Additel for other range options.

[2] Accuracy includes calibration uncertainty, linearity and long-term stability.

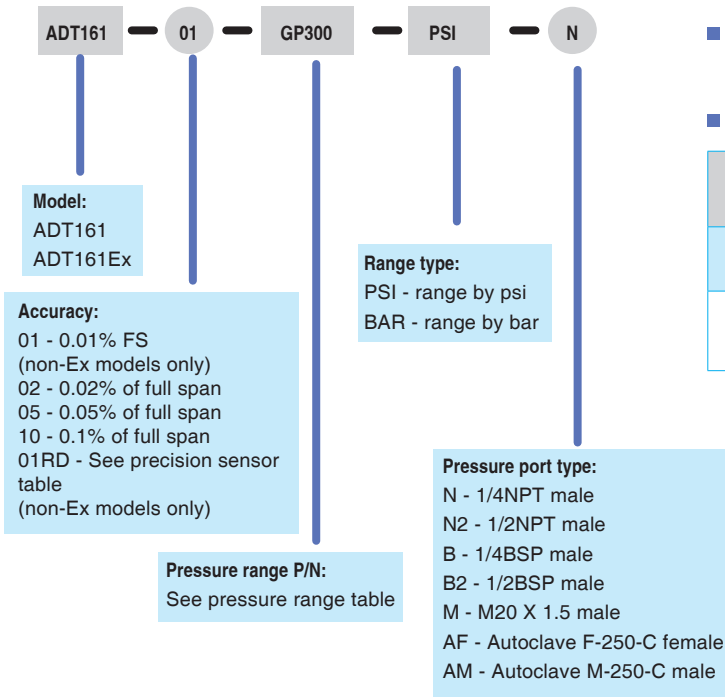
Note: Precision Sensors (CPXM) cannot be configured as Ex models and cannot be read by Ex devices.



Barometric Pressure					
P/N	Pressure Range		Media	Accuracy	Burst Pressure
	Low	High			
BP	60 kPa	110 kPa	G	55 Pa	3x
BPH	60 kPa	110 kPa	G	10 Pa	3x

## ORDERING INFORMATION



### Model Number



### Accessories included

ISO 17025 accredited Calibration Certificate

### Optional Accessories

Model number	Description	Picture
9060	Pressure module connection cable	
9064	Pressure module connection to USB for high-speed connection of ADT161 to PC	



Additel 226Ex with ADT161Ex Pressure Module

## SPECIFICATIONS

	Standard Accuracy			Precision Accuracy
	CPXX	DPXX	GPXX	CPXM
Operating temperature	-10°C to 50°C (14°F to 122°F)			10°C to 30°C (50°F to 86°F)
Storage temperature	-30°C to 70°C (-22°F to 158°F)			-30°C to 70°C (-22°F to 158°F)
Relative humidity	95% RH			90% RH
Pressure connections (for external use only)	1/4NPT, 1/2NPT, 1/4BSP, 1/2BSP, M20 x15			
Enclosure (for external use only)	SS enclosure			
Intrinsic Safety (ADT161Ex models only)	ATEX certified intrinsically safe II 1G EX ia IIC T4 Ga (ADT161Ex modules only work together with ADT226Ex or ADT227Ex to conform to the ATEX certificate.)			
Dimensions (Dia x H)	33 mm x 123 mm (1.3" x 4.84")			
Weight	0.4 kg (0.99 lb)			
Warranty	1 Year			